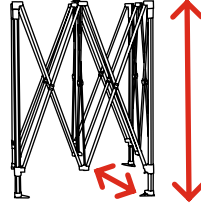


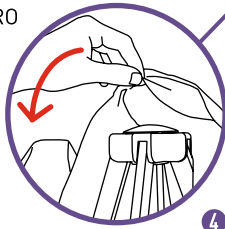
INSTRUÇÕES DE MONTAGEM - TENDA PROMOCIONAL

1 ABRA A ESTRUTURA GRADUALMENTE

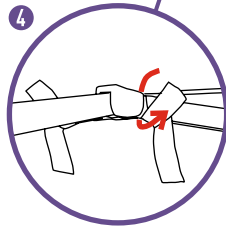


2 APOIE A TELA SOBRE A ESTRUTURA

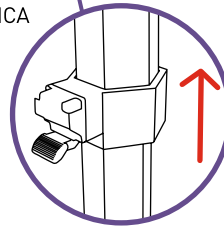
3 PRENDA O VELCRO DA COBERTURA AOS SUPORTES



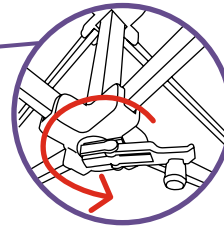
4



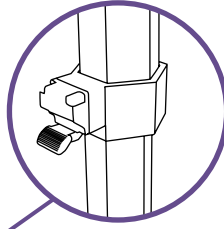
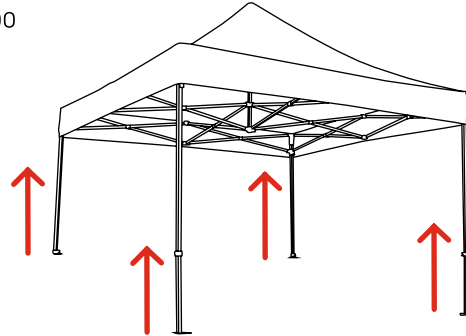
5 BAIXE A ALAVANCA PARA ERGUER A ESTRUTURA



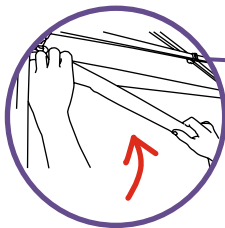
6 RODE A MANIVELA PARA ESTICAR A COBERTURA



7 ERGA A ESTRUTURA ATÉ À ALTURA DO ENCAIXE MAIS ALTO (4º FURO)



8 PRENDA O VELCRO À PAREDE DA COBERTURA



9 PRENDA A TELA ÀS PERNAS

